




**AL-KO**  
QUALITY FOR LIFE

# STATIONARY COMPACT FILTER SYSTEMS

## AL-KO ECO JET

MORE THAN  
**CLEAN AIR**



  
MADE IN GERMANY

# THE CLEANEST FORM OF INVESTMENT SECURITY

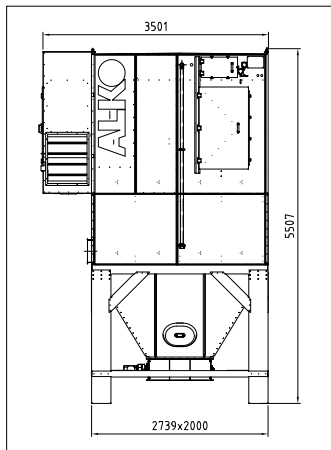
## AL-KO ECO JET

When developing the ECO JET compact filter systems, AL-KO had three goals in mind from day one. ECO JET offers you maximum investment security, extremely low operating costs and maximum comfort. That is why every ECO JET system is of course equipped with the unique AL-KO OPTI JET® filter system: For you and your valuable machinery, this means cleaner air, a permanently high extraction rate, lower energy consumption, less noise and vibration, longer filter service life and thus less downtime as well as plannable maintenance intervals. In addition, the freely programmable PLC control system ensures that you can make changes at any time with minimum effort.

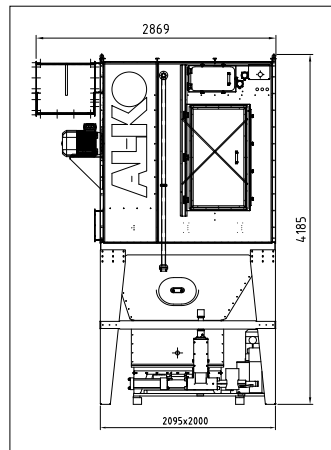
This is investment security that you will enjoy every day.

### The benefits for you:

- | Permanently clean air for humans and machines
- | Low energy consumption
- | Less downtime and predictable maintenance intervals
- | Low sound and vibration emission
- | Easy to extend
- | Tested according GS-HM-04



ECO JET DUO with rotary lock valve



ECO JET DUO with briquette press



Excerpt of possible variations. Other versions on request.

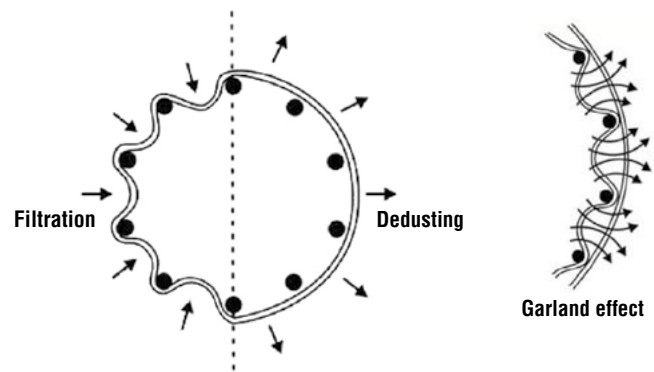
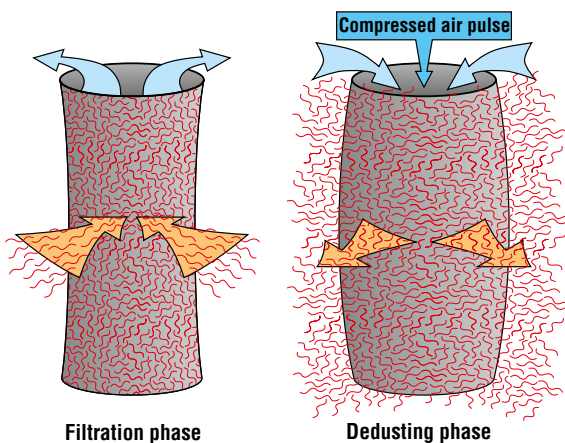
Type	Type 2	Type 3	Type 4	Type 5
<b>Vacuum at nominal flow</b>	2,500 Pa	3,700 – 4,200 Pa	2,500 – 4,200 Pa	2,100 – 3,700 Pa
<b>Motor rating</b>	3.0 kW	5.5 – 11 kW	7.5 – 15 kW	7.5 – 15 kW
<b>Flow rate</b>	2,300 m³/h	2,500 – 4,200 m³/h	6,045 – 10,000 m³/h	6,045 – 10,000 m³/h
<b>Filter area</b>	17.3 m²	23 – 38.8 m²	28.8 – 58.2 m²	40.3 – 77.6 m²
<b>Depth</b>	1,122 – 1,315 mm	1,122 – 1,315 mm	1,122 – 1,315 mm	1,122 – 1,315 mm
<b>Length</b>	2,225 mm	2,440 mm	3,188 mm	3,950 mm
<b>Height</b>	2,959 mm	2,959 – 4,816 mm	2,959 – 5,269 mm	2,959 – 5,562 mm

# THE AL-KO HIGH-PERFORMANCE FILTER SYSTEM "AL-KO OPTI JET®"

The optimum combination of surface filtration and jet cleaning makes it possible to maintain a residual dust content of less than 0.1 mg/m<sup>3</sup> on a long-term basis. Surface filtration separates swarf and dust at the surface of the filter material, meaning that the particles cannot even penetrate the filter medium in the first place. During the filtration phase, the filter material makes contact with the support cage and forms a star-shaped cross section. In jet cleaning, the second component of the AL-KO OPTI JET process, the bag filter is returned to its original shape using a compressed air pulse, as a result of which the filter cake is blasted off the surface and the ultrafine dust is thrown out.

## The advantages for you:

- | Raw air impacts onto the filter element from the outside
- | "Real" surface filtration by special treatment of the filter surface
- | Improved cleaning by injection – longer filter service life
- | Latest BIA test certificates for dust class M
- | Optimum air permeability
- | Filter electrically conductive as standard



Excerpt of possible variations. Other versions on request.

Type	Type 6	Type DUO 6	Type DUO 8	Type DUO 10
<b>Vacuum at nominal flow</b>	2,250 – 3,000 Pa	2,100 – 4,700 Pa	2,100 – 4,700 Pa	2,100 – 4,700 Pa
<b>Motor rating</b>	11 – 18.5 kW	15 – 18.5 kW	2 x 11 – 2 x 15 kW	2 x 11 – 2 x 18.5 kW
<b>Flow rate</b>	7,770 – 10,000 m <sup>3</sup> /h	5,700 – 13,000 m <sup>3</sup> /h	8,000 – 17,000 m <sup>3</sup> /h	8,000 – 22,000 m <sup>3</sup> /h
<b>Filter area</b>	51.8 – 97 m <sup>2</sup>	57.6 – 97 m <sup>2</sup>	69.2 – 116.4 m <sup>2</sup>	92 – 155.2 m <sup>2</sup>
<b>Depth</b>	1,122 – 1,315 mm	2,121 – 2,000 mm	2,121 – 2,000 mm	2,121 – 2,000 mm
<b>Length</b>	4,563 mm	2,530 mm	3,188 mm	3,919 mm
<b>Height</b>	2,959 – 4,057 mm	3,610 – 5,245 mm	3,610 – 5,245 mm	3,996 – 5,572 mm

## **AL-KO EXTRACTION TECHNOLOGY – YOUR STRONG PARTNER**

In Europe and across the world, thousands of customers every year choose quality products from AL-KO Extraction Technology. The enthusiasm for these products and customers' confidence in us demonstrates that even today, products bearing the "MADE IN GERMANY" label have a future – if they are consistently based on innovation and superior quality.

Look to the future with us, and as our customer and partner profit from the performance, the quality and the security offered by the AL-KO brand.

**AL-KO THERM GMBH**  
**Extraction Technology**  
Hauptstraße 248 – 250  
89343 Jettingen-Scheppach  
Germany  
Fon +49 8225 39-2412  
Fax +49 8225 39-2435  
absaug.technik@al-ko.com  
**alco-extractionstechnology.com**

Figures show configuration examples which are not available in every market.  
Please ask your AL-KO advisor.

Subject to modifications in response to technical developments.  
No liability accepted for mistakes and printing errors.

23-0401/01