

PANHANS

QUALITÄT SEIT 1918



334|20

335|20

336|20

436|100

546|100



PLANERS AND THICKNESSERS

MADE IN GERMANY

HO|KU|BE|MA Maschinenbau GmbH
Graf-Stauffenberg-Kaserne Sigmaringen
Binger Straße 28 | [Halle 120](#)
72488 Sigmaringen | Germany
Phone: +49 (0)7571 755-0
Fax: +49 (0)7571 755-222
info@hokubema-panhans.de
[www.PANHANS.de](#)
[www.ichbinWOODPECKER.de](#)
[www.HOKUBEMA.com](#)



Managing Director: Reinhold Beck
Operations Manager: Alexander Beck

Status: 03|2022

Subject to technical and optical changes.
No liability for errors and altered images.



All versions are GS-tested
and comply with the EC
type examination according
to Directive 2006/42/EC.

MADE IN GERMANY

PANHANS
QUALITÄT SEIT 1918

SIITEC
SICHERHEITSTECHNIK



FOREWORD



REINHOLD BECK,
MANAGING DIRECTOR
(RIGHT IN THE PICTURE)
ALEXANDER BECK,
OPERATIONS MANAGER
(LEFT IN THE PICTURE)

THE FAMILY COMPANY WITH EXPERIENCE

HO|KU|BE|MA Maschinenbau GmbH is a family-owned company that develops and distributes reliable and innovative machines for PANHANS. As a competent specialist company, we offer a comprehensive range of services in the development and manufacture of machines and systems for wood, plastic and metal processing companies. Our traditional company combines many years of knowledge from professional activity with the most modern requirements of today and develops innovative solutions.

Equipped with the most modern machines, we guarantee the conscientious and high quality of our products. Decades of experience and expertise flow into every job. Our quality standards are extremely high in order to achieve the best possible product for you. In compliance with the test criteria, the solid German machine construction is produced in accordance with the regulations. As a successful medium-sized company, we manufacture high-quality machines

with precision „Made in Germany“ at our Sigmaringen site in Baden-Württemberg.

With our machines, we not only want to satisfy you as a customer, but also to make you enjoy working with products from HO|KU|BE|MA. For us, service means that you as a customer are satisfied and can get the information you need in different ways at any time. Sometimes the service by phone, mail or WhatsApp is not enough. In this case we are also happy to offer you our on-site service. A trained and competent service technician will assist you in your workshop. The on-site service also includes maintenance and repair work on the machines, if required. If required, the on-site service also includes maintenance and repair work on the machines.

The longevity of your PANHANS machine is close to our hearts. We see ourselves not only as a service provider and supplier, but much more as the specialist partner at your side.

REINHOLD BECK
MANAGING DIRECTOR

ALEXANDER BECK
OPERATIONS MANAGER

PLANERS AND THICKNESSERS

MACHINE OVERVIEW

Planers and thicknessers are the most efficient tools in a woodworking shop. A model that combines two work steps in one machine is the combined planer and thicknesser 546|100 from PANHANS. The combined planer 546|100 is designed to do both planing and thicknessing economically with little effort. Extensive conversion measures on the machine are not necessary between the individual work steps.



SURFACE PLANERS AND JOINTERS

334|20
335|20
336|20

EQUIPMENT DETAILS
FROM PAGE 06

OPTIONS + EXTENSIONS
FROM PAGE 08





THICKNESS PLANER

436|100

EQUIPMENT DETAILS
FROM PAGE 12

OPTIONS + EXTENSIONS
FROM PAGE 14



COMBINED SURFACE PLANER
AND THICKNESSER

546|100

EQUIPMENT DETAILS
FROM PAGE 18

OPTIONS + EXTENSIONS
FROM PAGE 20

334-335-336|20



MOTOR POWER
5.5 kW / 7.5 HP



VOLTAGE
400 V / 50 Hz



SPACE REQUIREMENT
334|20: approx. 2900 x 1400 mm
335|20: approx. 2900 x 1500 mm
336|20: approx. 2900 x 1600 mm

In addition to their compact and robust steel construction, our planers and jointers are characterised by the extremely smooth and quiet running of their dynamically balanced cutter blocks.

TECHNICAL SPECIFICATIONS

Planing width:	
334 20	410 mm
335 20	510 mm
336 20	630 mm

Infeed table length 1620 mm

Outfeed table length 1170 mm

Total table length 2850 mm

Cutter block speed 5000 rpm

Suction nozzle \varnothing 160 mm

Chip removal up to 8 mm

Net weight:	
334 20	approx. 870 kg
335 20	approx. 1050 kg
336 20	approx. 1400 kg

Fence adjustment via 1-lever operation, fence can be tilted up to 45°

Automatic adjustment of the infeed table via push-button

Adjustment of hollow and pointed joints on the outfeed table

PANHANS solid steel cutter head \varnothing 125 mm with 4 Tersa reversible knives

Control panel on top at eye level with digital display of chip removal

Serrated table lips for noise reduction

Finely planed machine tables

Anodised fence

Swivelling auxiliary fence 1545

Console for feed unit

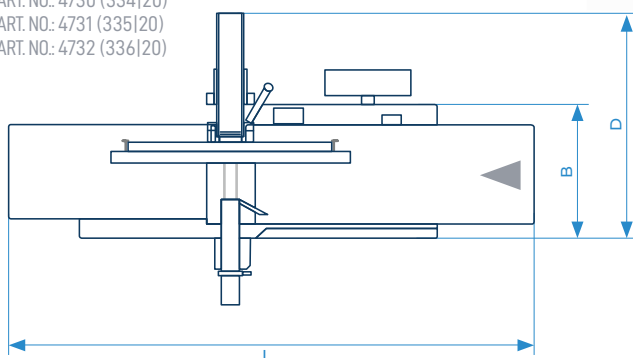
Mechanical motor brake

Automatic star-delta start and motor protection switch

ART. NO.: 4730 (334|20)

ART. NO.: 4731 (335|20)

ART. NO.: 4732 (336|20)



SPACE REQUIREMENT IN MM

	L	D	B
334 20	2850	1320	635
335 20	2850	1420	735
336 20	2850	1540	855

HIGHLIGHT

THE PERFECT PLANING RESULT

Our planing and jointing machines have finely planed grey cast iron tables that are mounted vibration-free and thus ensure a perfect planing result.



FUNCTIONS

- 1 SINGLE LEVER DRESSING AND JOINING FENCE**

Operated with one hand only, the planing and jointing fence can be set to the desired depth and its angle can be adjusted continuously between 90° and 45°. The additionally integrated auxiliary fence serves as a safe hand rest when machining narrow workpieces.
- 2 ERGONOMIC CONTROL PANEL**

The control panel with digital display of chip removal and the current status of the infeed table is centrally grouped and positioned at an ideal working height.
- 3 TXF 1570 PLANER GUARD**

Safety is a top priority here. Areas of the cutter block that are not in use are safely covered by this easily adjustable guard.
- 4 WORKING TABLE**

The infeed table is adjusted electrical-ly via a pushbutton with an accuracy of 1/10 mm up to 8 mm.
- 5 MACHINE DESIGN**

The shape of the machine front allows the operator to stand very close to the cutter block and jointing fence. Together with the recess on the underside of the machine, back-friendly working is ensured. Rounded corners on the infeed and dressing table prevent the risk of injury from bumping against it.
- 6 OPTION: SPIRAL CUTTER BLOCK**

Thanks to the pulling cut, our planers offer you the optimum planing result with the legendary spiral cutter blocks.
- 7 SI-TEC PRODUCT**

Push block for safe planing of short workpieces. You can purchase these conveniently at any time from our on-line shop: www.hokubema.com.

EQUIPMENT DETAILS + OPTIONS: 334–336|20

ADJUSTMENT OF HOLLOW AND POINTED JOINTS

The adjustment of the hollow and pointed joints is done manually at the outfeed table. For precise work on the machine, a digital indicator and a scale show the current setting.



CONTROL PANEL

Control panel clearly arranged at eye level, with digital indicator of chip removal and current status of the delivery table (hollow and pointed joint or straight). With template holder and easily accessible tool tray. Push-button unit for start/stop and automatic motor brake.



SERRATED TABLE LIPS

The serrated table lips are firmly integrated into the worktable. This design ensures noiseless running of the cutter block. To reduce noise, the machine is equipped with serrated table lips as standard.




OPTION:

SPIRAL CUTTER BLOCK

The spiral cutter block is equipped with 6 spiral-shaped rows of knives and reversible carbide knives. The pulling cut provides enormous advantages during machining, from enormous noise reduction to long tool life and shorter chips.

ART. NO.: 4639, 4640, 4472



PLANER GUARD TXF 1570

The two-part design allows comfortable working even with large workpieces, as there is no disturbing edge at the front.



OPTION:

PLANER GUARD TX Matic

The planer guard TX Matic is infinitely adjustable in height and depth. The device is equipped with a two-part cover and thus enables comfortable working on the machine.

ART. NO.: 3283, 3284



OPTION:

PLANER GUARD SUVAMATIC

The Suvamatic planing guard, which can be fixed for series work, is indispensable when planing and jointing workpieces on the planing machine. The safe cutter guard offers many advantages for planing work, including the practical workpiece infeed, the contact pressure as a working aid or the automatic raising and lowering.

ART. NO.: 3281, 3285



OPTIONS + EXTENSIONS: 334 – 336|20

ACCESSORIES CUTTER BLOCKS AND PLANING KNIVES



ALL-STEEL CUTTER BLOCK

With 4 strip planer knives and adjusters

ART. NO.
4730.1
4731.1
4732.1



ALL-STEEL SPIRAL CUTTER BLOCK

With 6 pieces of spiral-shaped knife rows, per knife row 16 to 27 pieces (depending on the model) rotatable and reversible carbide knives with 4 cutting edges, 10 pieces of spare screws M6 x 15 mm with Torx key and 10 pieces of carbide spare knives 15 x 15 x 2.5 mm (30°), usable instead of the standard cutter block, improved cutting quality due to pulling cut, longer service life, enormous noise reduction

ART. NO.
4639
4640
4472



CLEANING KIT FOR SPIRAL CUTTER BLOCKS

Case with 1 litre resin dissolving concentrate, 1 cleaning brush each of steel and brass, 10 reversible carbide inserts (15 x 15 x 2.5 mm), incl. 5 screws (Torx M6 x 15 mm), 1 torque spanner and 2 bit inserts for assembly

ART. NO.
4647

ACCESSORIES PLANER GUARDS



TX MATIC PLANER GUARD

With 2-part hinged cover and spring-loaded contact pressure with rollers, instead of bridge guard TXF 1570

ART. NO.
3283
3284



SUVAMATIC PLANER GUARD

With 2-part hinged cover and spring-loaded contact pressure instead of bridge guard TXF 1570

ART. NO.
3281
3285



COUNTER FOR OPERATING HOURS

Housed in the control panel

ART. NO.
4012

ACCESSORIES SERVICES



ASSEMBLY OF A FEED UNIT

Delivery by the customer to us by a carriage paid delivery

ART. NO.
4028



INSTRUCTION BY FACTORY TECHNICIAN

Or training at the Sigmaringen factory for the machine ordered, plus travel expenses if the instruction takes place at the customer's site

ART. NO.
4172



WARRANTY PLUS+12

12 months extended warranty (following the legal warranty period of 12 months), not on wear parts – warranty 1 year on parts

ART. NO.
4257



MAINTENANCE AND INSPECTION

Annual maintenance and inspection on site according to maintenance plan, spare parts are charged separately, plus travel expenses

ART. NO.
4175

SPARE BLADES



STRIP PLANER KNIFE 1505

PROVEN CUTTING STEEL GRANAT

LENGTH	WIDTH	THICKNESS	
410 mm	35 mm	3 mm	Art. No.: 3304
510 mm	35 mm	3 mm	Art. No.: 3306
520 mm	35 mm	3 mm	Art. No.: 3320
610 mm	35 mm	3 mm	Art. No.: 3307
630 mm	35 mm	3 mm	Art. No.: 3308
640 mm	35 mm	3 mm	Art. No.: 3309
810 mm	35 mm	3 mm	Art. No.: 3377



HSS STEEL (18% TUNGSTEN*) GRANAT RAPID

LENGTH	WIDTH	THICKNESS	
410 mm	35 mm	3 mm	Art. No.: 3313
510 mm	35 mm	3 mm	Art. No.: 3315
520 mm	35 mm	3 mm	Art. No.: 3321
610 mm	35 mm	3 mm	Art. No.: 3316
630 mm	35 mm	3 mm	Art. No.: 3317
640 mm	35 mm	3 mm	Art. No.: 3318
810 mm	35 mm	3 mm	Art. No.: 3554



TERSA REPLACEMENT KNIFES

LENGTH	VERSION STANDARD	VERSION HSS QUALITY*
410 mm	Art. No.: 4094	Art. No.: 4121
510 mm	Art. No.: 4095	Art. No.: 4122
520 mm	Art. No.: 4097	Art. No.: 4123
610 mm	Art. No.: 4119	Art. No.: 4125
630 mm	Art. No.: 4096	Art. No.: 4126
640 mm	Art. No.: 4098	Art. No.: 4127
810 mm	Art. No.: 4099	Art. No.: 4128



SPIRAL CUTTER REPLACEMENT KNIFES

Complete set with screws, torque screwdriver and 2 bits. Quantities adapted to spiral cutter blocks of PANHANS machines.

96 pieces for type 334 20	Art. No.: 4641.4
132 pieces for type 335 20	Art. No.: 4641.5
162 pieces for type 336 20	Art. No.: 4641.6

* for highest performance and longer service life

436|100



Watch user video:
<https://youtu.be/GDTqS8Xohuc>



MOTOR POWER
7.5 kW / 10 HP



VOLTAGE
400 V / 50 Hz



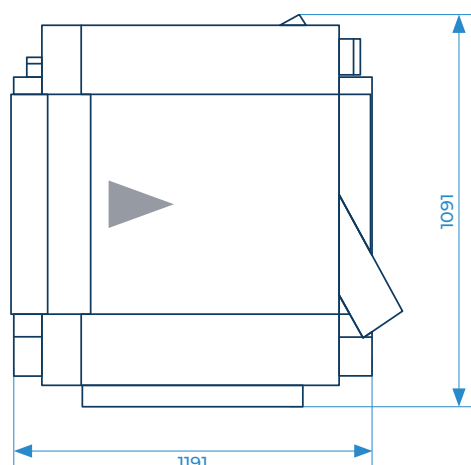
SPACE REQUIREMENT
approx. 1070 x 1200 x 1100 mm

In addition to its compact and robust steel construction, the 436|100 thickness planer is characterised by the extremely smooth and quiet running of its dynamically balanced cutter block.

TECHNICAL SPECIFICATIONS

Planing width	630 mm
Planing height	3–300 mm
Chip removal max.	8 mm
Thickening table length	1100 mm
Blade shaft speed	5000 rpm
Motor power feed motor	0.55 kW / 0.8 HP 0.75 kW / 1.0 HP
Suction nozzle	ø 160 mm can be used left, right
Feed speed	7 + 14 m/min.
Net weight	approx. 1050 kg
Compact and ergonomic machine dimensions	
Finely planed machine table	
PANHANS solid steel cutter block ø 125 mm with 4 pcs. Tersa reversible knives	
Pendulum-mounted feed rollers	
Segmented rubber infeed and outfeed roller ø 90 mm for smooth and safe workpiece infeed	
With segmented pressure bar	
Electrical height adjustment of the thickening table, tilt-proof on 4 trapezoidal thread spindles	
Positioning control 4.3" touchscreen	
Automatic star-delta start-up	
Mechanical motor brake	

ART. NO.: 4373



HIGHLIGHT

THICKNESS PLANER FOR RELIABLE WORK

The maintenance-free bearing design with high-performance precision ball bearings guarantees long-lasting reliability.



FUNCTIONS

1 INFEED AND OUTFEED ROLLER

A jerk-free transport of the wood is ensured by pendulum-mounted in-feed and outfeed rollers as well as segmented pressure bars. This results in soft transitions during planing and no impact effect is exerted on the workpiece.

2 MODERNISED CONTROL

The control unit is robust and easily accessible for simple operation and control. All relevant values are set via touchscreen.

3 PUSH-SWITCH UNIT

The push-switch unit controls start and stop processes as well as the mechanical motor brake.

4 TRAPEZOIDAL SPINDLES

The thickening table rests on four solid trapezoidal spindles for precise guidance and high loading.

5 MAIN MOTOR

The powerful main motor with 7.5 kW even ensures chip removal up to 8 mm at 630 mm without compromise.

6 STORAGE AREA

The sound-insulated covering hood of the machine serves as a practical storage surface. Workpieces can be placed on it between machining steps.

7 THICKENING TABLE

To create an air cushion effect between the workpiece and the table surface, the thickening table is finely planed. This facilitates the transport of the wood.

8 OPTION: TABLE EXTENSION

Mounted on the machine table in the outfeed area with automatic height adjustment for particularly long workpieces.

EQUIPMENT DETAILS + OPTIONS: 436|100

CONTROL PANEL

The touch display enables convenient operation. By touching the smooth monitor surface, program sequences and command entries can be controlled directly. Since there are no individual keys and thus no gaps, the control is largely insensitive to dust, dirt and moisture. Particular emphasis is placed on intuitive operation.




SEGMENTED PRESSURE BAR

The segmented pressure bar enable optimum contact pressure on the planing table. This is especially needed when simultaneously planing workpieces of different heights.



THICKENING TABLE WITH 4 TRAPEZOIDAL SPINDLES

The thickening table is mounted on four solid trapezoidal threaded spindles with two additional lateral guides to prevent tipping. It is guided in parallel and designed for high loads. The absolute precision achieves an optimal planing result.



OPTION:

TABLE GLIDE ROLLER

Optional equipment of the 436|100 are two table glide rollers with steel infeed and rubber outfeed rollers as well as fine adjustment on the thickening table via hand wheel for processing moist and resinous woods. Recommended for construction companies, carpentries and sawmills.

ART. NO.: 4482



TERSA CUTTER BLOCK

With four reversible knives for low-noise work and quick knife change as well as exact automatic knife setting.



OPTION:

STEEL INFEED ROLLER AND SEGMENTED INFEED ROLLER

Steel feed roller instead of standard rubber feed roller recommended for damp or rough sawn wood. Segmented infeed roller for thickness compensation of approx. 3 mm, when planing several wooden strips next to each other.

ART. NO.:

4480 STEEL INFEED ROLLER

4461 SEGMENTED INFEED ROLLER



OPTION:

THICKENESSING TABLE EXTENSION

Thickening table extension 630 mm wide with automatic height adjustment against tilting of the workpieces; mountable at the infeed and outfeed.

ART. NO.:

4739 (400 mm long)

4339 (1000 mm long)

4740 (2000 mm long)



NEW OPTION:

SECOND OUTFEED ROLLER

Two segmented rubber outfeed rollers are used for better outfeed to avoid premature tilting of the workpiece and for a smooth and safe workpiece outfeed. An additional advantage is that the second roller prevents plane knocks.

ART. NO.: 4649



OPTIONS + ERWEITERUNGEN: 436|100

ACCESSORIES CUTTER BLOCKS AND PLANING KNIVES



ALL-STEEL CUTTER BLOCK

With 4 strip planer knives and adjusters

ART. NO.
4370.1



ALL-STEEL SPIRAL CUTTER BLOCK

With 6 pieces of spiral-shaped knife rows, per knife row 27 pieces reversible and exchangeable carbide knives with 4 cutting edges, 10 pieces of spare screws M6 x 15 mm with Torx key and 10 pieces of carbide spare knives 15 x 15 x 2.5 mm (30°), usable instead of the standard cutter block, improved cutting quality due to pulling cut, longer service life, enormous noise reduction

ART. NO.
4472



CLEANING KIT FOR SPIRAL CUTTER BLOCKS

Case with 1 litre resin dissolving concentrate, 1 cleaning brush each of steel and brass, 10 reversible carbide inserts (15 x 15 x 2.5 mm), incl. 5 screws (Torx M6 x 15 mm), 1 torque spanner + 2 bit inserts for assembly

ART. NO.
4647

ACCESSORIES TABLE SYSTEMS



STEEL OUTFEED ROLLER WITH RUBBER INFEED ROLLER

Incl. 2 pcs. table glide rollers with fine adjustment in the thickening table

ART. NO.
4341



THICKENING TABLE EXTENSION

1000 mm length, 630 mm width, with automatic height adjustment

ART. NO.
4339



SECOND RUBBER OUTFEED ROLLER

ART. NO.
4649



THICKENING TABLE EXTENSION

2000 mm length, 630 mm width, with automatic height adjustment

ART. NO.
4740



STEEL INFEED ROLLER

Spiral toothed instead of rubber infeed roller, with 2 table glide rollers

ART. NO.
4480



FEED MOTOR FREQUENCY CONTROLLED

Stepless 3 – 24 m/min, instead of 7 + 14 m/min

ART. NO.
4282



SEGMENTED STEEL INFEED ROLLER

Pendulum-mounted for simultaneous planing of strips with max. thickness tolerance of 3.0 mm with 2 table glide rollers

ART. NO.
4461



TABLE EXTENSION 400 MM

Mounted on the machine table in the outfeed area

ART. NO.
4739

ACCESSORIES PLASTIC PROCESSING



ADJUSTABLE PRESSURE BAR

Adjustable pressure bar in the machine infeed

ART. NO.
4374



ALL-STEEL CUTTER BLOCK

With 4-piece carbide Torsa reversible knives for plastic processing max. chip removal 2 mm

ART. NO.
4471.1

ACCESSORIES SERVICES



INSTRUCTION BY FACTORY TECHNICIAN

Or training at the Sigmaringen factory for the machine ordered, plus travel expenses if the instruction takes place at the customer's site

ART. NO.
4172



MAINTENANCE AND INSPECTION

Annual maintenance and inspection on site according to maintenance plan, spare parts are charged separately, plus travel expenses

ART. NO.
4175



WARRANTY PLUS+12

12 months extended warranty (following the legal warranty period of 12 months), not on wear parts – warranty 1 year on parts

ART. NO.
4258

PLANER GUARDS

**PROVEN THOUSANDS
OF TIMES IN TOUGH
EVERYDAY USE**

Suva safety guards reliably protect against accidents at work and are also a real aid to work. Thanks to Suva safety guards, accidents at work on woodworking machines have demonstrably been massively reduced in recent years.

Suva safety guards are compliant. Well-known European machine manufacturers use them as standard

ADVANTAGES

■ Safe covering of the cutter block

The entire planing area is secured with one single guard. It can be folded down via a hinge lock system.

■ Practical workpiece infeed

The cutter block cover is fitted with a pressure shoe and a reversible infeed beak on the side of the joining fence.

■ Contact pressure as a working aid

During joining, the cutter cover generates a contact pressure against the joining fence. After joining, it automatically returns to the protective position.

on their machines. Suva safety guards can also be retrofitted to used machines without any problems. Suva offers suitable solutions.

The Suvamatic is an indispensable aid when dressing and joining workpieces on the planer.

■ Automatic lifting and lowering

During dressing, the guard is automatically raised by the inlet beak. It then lowers back into the protective position.

■ Can be fixed for series production

For series production, the guard can be fixed at workpiece height.

■ Passt an alle Maschinen

The planer guard can be mounted on all surface planing machines.



suva

SUVAMATIC TWO-PART GUARD FOR SURFACE PLANERS

The Suvamatic guard is an indispensable aid for planing and joining workpieces on the planer.

- Safe covering of the cutter block
- Practical workpiece infeed
- Contact pressure as a working aid
- Automatic lifting and lowering
- Can be fixed for series work
- Fits all machines

SUVAMATIC two-part guard, working length (l) > 340mm–515mm
Art. No.: 3419

SUVAMATIC two-part guard, working length (l) > 340mm–655mm
Art. No.: 4048

SUVAMATIC two-part guard, effective length (l) > 340mm–755mm
Art. No.: 3420

546|100



Watch user video:
<https://youtu.be/dlPZLN2tjuU>



MOTOR POWER
 7.5 kW / 10 HP



VOLTAGE
 400 V / 50 Hz



SPACE REQUIREMENT
 approx. 2700 x 1700 mm

Our 546|100 combined planer is unique in the market. The advantage is that it does not have to be converted to be used as a surface planer and jointer or thicknesser.

TECHNICAL SPECIFICATIONS

Planing width	630 mm
Planing height	3 – 250 mm
Table length:	
Surface planer	2555 mm
Thicknesser	1100 + 400 mm
Machine height	912 mm
Chip removal:	
Surface planer	max. 5 mm
Thicknesser	max. 8 mm
Blade shaft speed	5000 rpm
Feed motor power	0.55 kW / 0.8 HP 0.75 kW / 1.0 HP
Feed rate	7 + 14 m/min
Suction nozzle	2 x Ø 160 mm
Net weight	approx. 1450 kg

Ergonomic machine dimensions

Finely planed machine tables


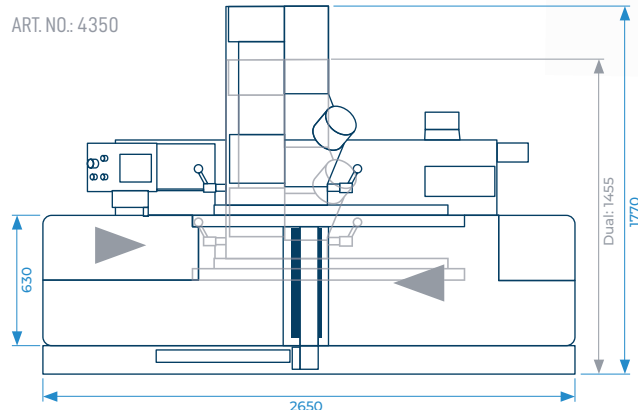
PANHANS solid steel cutterhead Ø 125 mm with 4 pcs Tera reversible knives

SURFACE PLANER:

- Electric motor. Adjustment of the feed table via push-button
- Dressing fence inclinable up to 45° mounted in smooth-running steel guides
- Dressing fence with swivelling auxiliary fence 1545
- Bridge guard TXF 1570 with fold-down cover

THICKNESSER:


- Pendulum-mounted feed rollers
- Segmented rubber infeed and 2 rubber outfeed rollers with Ø 75 mm for smooth and safe workpiece infeed
- Segmented pressure bar and thicknessing table without table glide rollers
- Electrical height adjustment of the thicknessing table
- Positioning control with 4.3" touchscreen



HIGHLIGHT

PLANING AND THICKENING WITHOUT TIME-CONSUMING CONVERSION

Our 546|100 offers you the absolute advantage of planing and thickening without having to fold down the table structure. This makes this combined planer unique on the market.



FUNCTIONS

- 1 SURFACE PLANER/JOINTER**
On the 2555 mm long machine table with finely planed surface features of the proven PANHANS surface planers are available
- 2 THICKNESSER**
The thickness planer function can be put into operation without any conversion work. This enables the machine to work ergonomically.
- 3 CUTTER BLOCK Ø 125 MM**
Our planers offer you an optimal planing result thanks to various optional cutter blocks.
- 4 PLANING FENCE**
The fence can be quickly and easily adjusted to different angles (0° – 45°). The integrated auxiliary fence, which can also be swivelled, provides a secure hand support for narrow workpieces for narrow workpieces.
- 5 SUCTION PORTS**
Two suction ports ensure optimum suction during planing as well as thickening.
- 6 OPTION: SUVAMATIC PLANER GUARD**
Safety is of paramount importance here. Areas of the cutter block that are not in use are covered by easily adjustable guards.
- 7 OPTION: ADJUSTABLE OUTFEED TABLE**
For re-sharpenable planing knives, the planing table can be adjusted via handwheel to the cutter flying circle.
- 8 SI-TEC ACCESSORIES**
Push block for safe dressing of short workpieces. You can order these conveniently at any time from our online shop: www.hokubema.com

EQUIPMENT DETAILS + OPTIONS: 546|100

THICKENING TABLE

The thickening table of our combined variant is mounted on four solid trapezoidal threaded spindles with two additional lateral guides to prevent tipping. It is guided in parallel and designed for high loads. The absolute precision achieves an optimal planing result.



CONTROL PANEL THICKNESSER

The touch display enables comfortable operation. By touching the smooth monitor surface, program sequences and command entries can be controlled directly. As there are no individual keys and thus no gaps, the control is largely insensitive to dust, dirt and moisture. Particular importance is attached to intuitive operation.



CONTROL PANEL PLANER AND JOINTER

On the worktable, functions of the proven PANHANS surface planers and jointers are available. These are controlled via the control panel on the machine body. The adjustment of the infeed table is carried out by electric motor via pushbuttons with digital indicator.



QUICK ADJUSTMENT: SURFACE PLANING

For a full-surface support when planing larger than 315 mm up to 630 mm in width, the table element is inserted in the surface planer and jointer table.



QUICK ADJUSTMENT: THICKNESSING

In thicknessing mode, the table element of the planer and jointer table is in the lower position and thus serves as an infeed extension of the thicknessing table.



PLANING FENCE

The continuously tiltable fence can be quickly and easily adjusted to angles between 0° – 45° . The set angle is displayed on an easy-to-read scale. The integrated auxiliary fence, which can also be tilted, serves as a secure hand support for narrow workpieces.



OPTION:

SWITCHABLE OUTFEED

With the aid of the two driven rollers on the thicknessing table, the switchable outfeed transport conveys short parts from 320 mm length out of the machine.

ART. NO.:4343



OPTION:

INFINITELY VARIABLE FEED RATE

Feed motor frequency controlled and infinitely variable from 3 – 24 m/min, instead of 7 + 14 m/min.

ART. NO.:4645



OPTIONS + EXTENSIONS: 546|100

ACCESSORIES CUTTER BLOCKS AND PLANING KNIVES



ART. NO.
4647

CLEANING KIT FOR SPIRAL CUTTER BLOCKS

Case with 1 litre resin dissolving concentrate, 1 cleaning brush each of steel and brass, 10 reversible carbide inserts (15 x 15 x 2.5mm), incl. 5 screws (Torx M6 x 15mm), 1 torque spanner and 2 bit inserts for assembly



ART. NO.
4735.1

ALL-STEEL CUTTER BLOCK

With 4 strip planer knives and adjusters



ART. NO.
4472

ALL-STEEL SPIRAL CUTTER BLOCK

With 6 pieces of spiral-shaped knife rows, per knife row 27 pieces rotatable and reversible carbide knives with 4 cutting edges, 10 pieces of spare screws M6 x 15mm with Torx key and 10 pieces of carbide spare knives 15 x 15 x 2.5mm (30°), usable instead of the standard cutter block, improved cutting quality due to pulling cut, longer service life, enormous noise reduction

ACCESSORIES TABLE SYSTEMS



ART. NO.
4343

SWITCHABLE OUTFEED 400MM FOR SHORT PARTS

Instead of the 400 mm long standard table extension, with 2 driven rollers at the thickening table for parts from approx. 320 mm length onwards



ART. NO.
4643

ADJUSTABLE OUTFEED TABLE

At central point for re-sharpenable planing knives to adjust the delivery table (planing) to the cutter flying circle; recommended when using the traditional 4-knives cutter block or when Tersa knives are to be re-sharpened



ART. NO.
4480

STEEL INFEED ROLLER

Spiral toothed instead of rubber infeed roller, with 2 table glide rollers



ART. NO.
4484

SEGMENTED STEEL INFEED ROLLER

Pendulum-mounted for simultaneous planing of mouldings with max. thickness tolerance of 3.0mm, with 2 table glide rollers



ART. NO.
4645

FEED MOTOR FREQUENCY CONTROLLED

Infinitely variable from 3 – 24m/min, instead of 7 + 14m/min



ART. NO.
4339

THICKENING TABLE EXTENSION

1000 mm length, 630 mm width, with automatic height adjustment

ACCESSORIES PLANER GUARDS



ART. NO.
3282

SUVAMATIC PLANER GUARD

With 2-part hinged cover and spring-loaded contact pressure instead of bridge guard TXF 1570



ART. NO.
3295

TX MATIC PLANER GUARD

With 2-part hinged cover and spring-loaded contact pressure with rollers, instead of bridge guard TXF 1570

ACCESSORIES SERVICES



ART. NO.
4172

INSTRUCTION BY FACTORY TECHNICIAN

Or training at the Sigmaringen factory for the machine ordered, plus travel expenses if the instruction takes place at the customer's site



ART. NO.
4175

MAINTENANCE AND INSPECTION

Annual maintenance and inspection on site according to maintenance plan, spare parts are charged separately, plus travel expenses



ART. NO.
4258

WARRANTY PLUS+12

12 months extended warranty (following the legal warranty period of 12 months), not on wear parts – warranty 1 year on parts

MACHINE ACCESS



ELECTRONIC KEY SYSTEM FOR MACHINE ACCESS

The electronic key system is a simple and cost-effective solution for reliable and secure machine access control, which was previously realised with a key switch or password. There are 3 variants, offering the right system for every application. 5 tags (RFID keys) are supplied with each unit of the TM (1 x red and 4 x blue).

TECHNICAL SPECIFICATIONS TM-100 AND TM-300

Panel	mounting or surface-mounted housing (aluminium)
Dimensions	72 x 48 x 82.5 mm (W x H x D)
Panel cut-out	67 x 46 mm (W x H)
Installation depth	75.5 mm (without connector plug)
Dimensions of surface-mounted housing	107 x 56 x 110 mm (W x H x D)



TM-100 5 AUTHORISATION LEVELS

- TM-100 tags optionally pre-configured with authorisation level 1 – 5
- 1 digital output (PNP, active high) for administrator access (e.g. as a key switch alternative)
- 4 digital outputs (PNP, active high) for additional machine functions

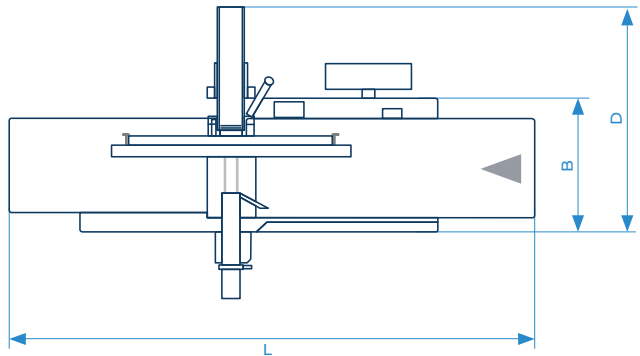
TM-300 UNLIMITED NUMBER OF TAGS

- Unlimited number of tags (TM 100 tags can also be taught)
- Database and network connection via Modbus/TCP
- 1 digital output (PNP, active high) for administrator access (e.g. as key switch alternative)
- 4 digital outputs (PNP, active high) for other machine functions (available as an option)
- Modbus/TCP for parameterisation and connection to the network
- Additional serial RS232 interface for error analysis
- Panel-mounted housing (optional surface-mounted housing)

COMBINATIONS

SURFACE PLANER 334|20, 335|20, 336|20

TECHNICAL SPECIFICATIONS	334 20	335 20	336 20
Planing width	410mm	510mm	630mm
Infeed table length			1620mm
Outfeed table length			1170mm
Total table length			2850mm
Total depth	1320mm	1420mm	1540mm
Depth machine body	635mm	735mm	855mm
Height			900/860mm
Cutter block speed			5000rpm
Motor Power			5.5kW / 7.5HP
Suction nozzle			ø160mm
Chip removal			up to 8mm
Colour	RAL 7035 light grey and RAL 5000 violet blue		
Net weight	approx. 870 kg	approx. 1050 kg	approx. 1400 kg



SPACE REQUIREMENT IN MM

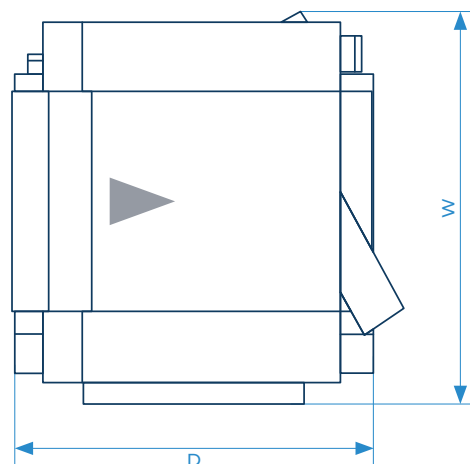
Depth of machine body (B) x depth total (D) x width (L)

	334 20	335 20	336 20
B	635	735	855
D	1320	1420	1540
L	2850	2850	2850

THICKNESSER 436|100

TECHNICAL SPECIFICATIONS

Planing width	630mm
Planing height	3–300mm
Chip removal max.	8mm
Thickening table length	1100mm
Blade shaft speed	5000rpm
Motor Power	7.5kW / 10 HP
Motor power feed motor	0.55kW / 0.8HP 0.75kW / 1.0HP
Suction nozzle	ø160mm can be used left, right
Feed rate	7 + 14 m/min.
Net weight	approx. 1050 kg



SPACE REQUIREMENT IN MM

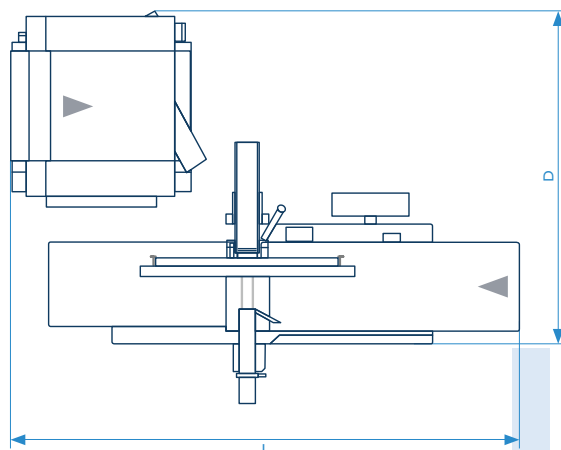
Depth (D) x width (W)

D	1191
W	1091

PLANERS-THICKNESSER DUO 334|20, 335|20, 336|20 + 436|100

TECHNICAL SPECIFICATIONS

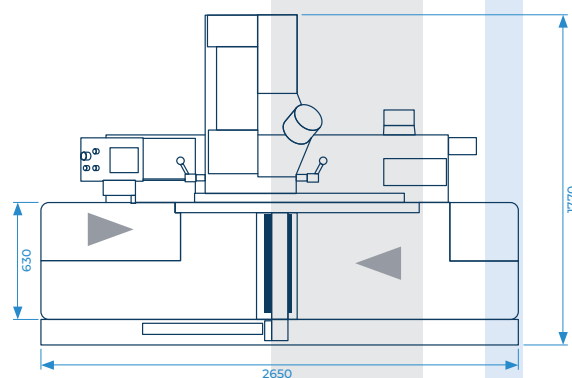
334 20 + 436 100 Depth (D)	1850 mm
335 20 + 436 100 Depth (D)	1950 mm
336 20 + 436 100 Depth (D)	2070 mm
Total length all models (L)	2990 mm



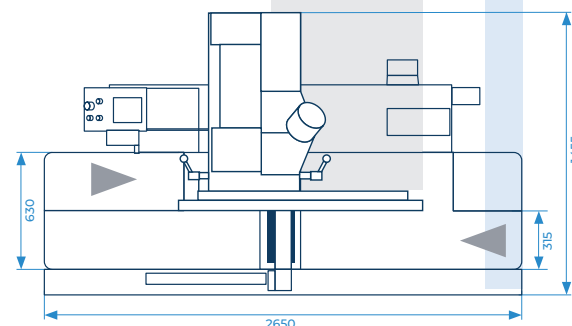
COMBINED PLANER AND THICKNESSER 546|100

TECHNICAL SPECIFICATIONS

	THICKNESS PLANING	SURFACE PLANING	DUAL SETTING
Planing width	630 mm	630 mm	315 mm
Planing height	3 – 250 mm		
Chip removal max.	8 mm	5 mm	
Table length	1100 + 400 mm	2555 mm	
Total space requirement	2650 x 1770 mm		2650 x 1455 mm
Height	912 mm	912 mm	912 mm
Cutter block speed	5000 rpm		
Motor Power	7.5 kW / 10 HP		
Feed motor power	0.55 kW / 0.8 HP 0.75 kW / 1.0 HP		
Suction nozzle	2 x Ø 160 mm		
Colour	RAL 7035 Light grey and RAL 5000 violet blue		
Net weight	approx. 1450 kg		



DIMENSIONS IN SURFACE PLANING POSITION (630 MM PLANING WIDTH)



DIMENSIONS IN DUAL POSITION (315 MM PLANING WIDTH)

SHOWROOM



MACHINES AND ACCESSORIES TO TRY OUT, EXPERIENCE, FALL IN LOVE ...

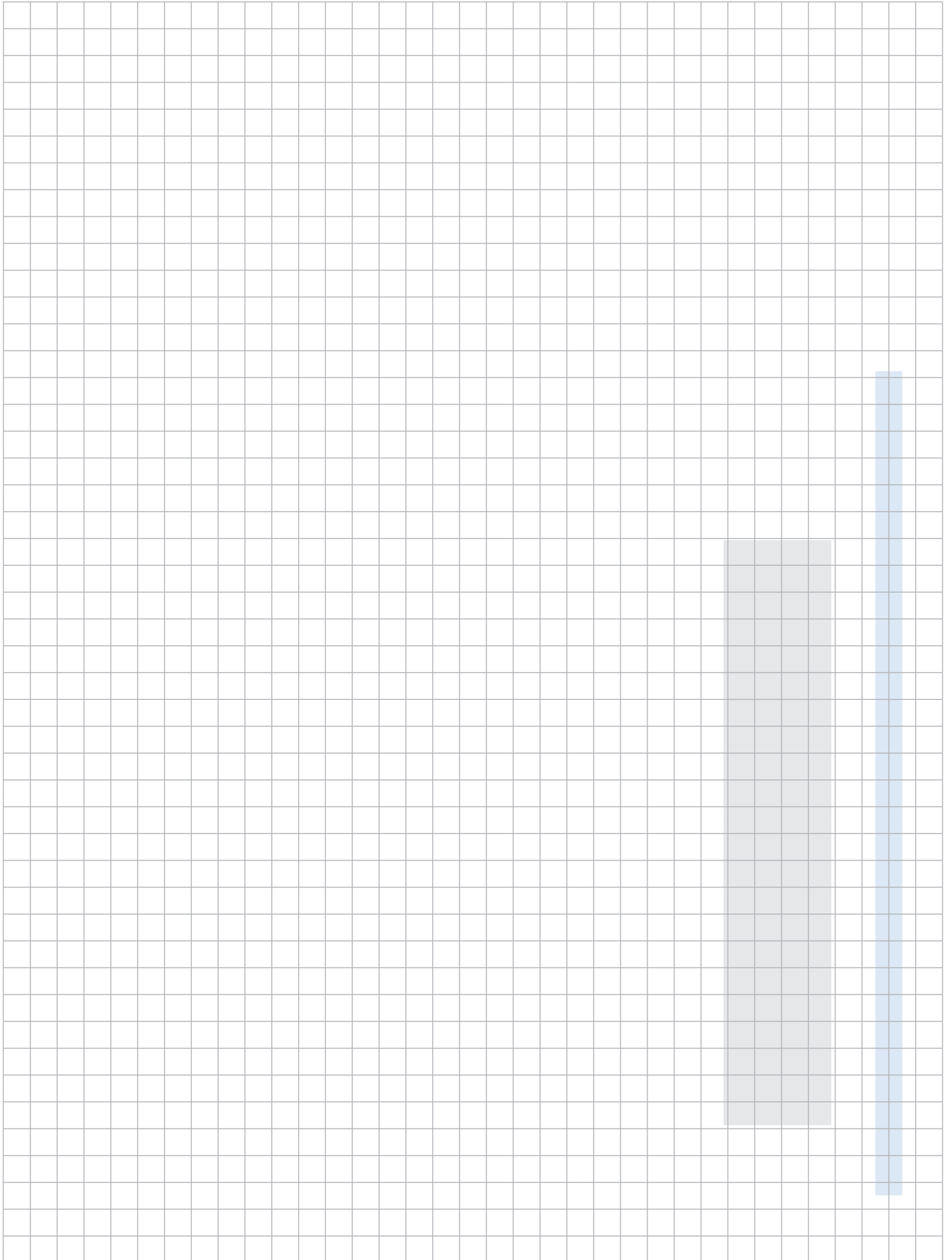
Our showroom in Sigmaringen in southern Germany is a year-round product presentation and is used for trying out machines and our SI-TEC safety products. Test* our professional woodworking and plastics processing machines before you buy. We will also be happy to advise you personally on site.

*Please note that for safety reasons the exhibits may only be used by the visitor with his own material and tools during the machine test.

WE OFFER YOU:

- Machine demonstration by experts
- Qualified advice from specialist personnel
- Professional instruction for your personal protection
- Explanation of functions and accessories
- Trying out all products

NOTES



PRODUCT OVERVIEW

SLIDING TABLE SAWS

680|100

NEW



680|200

NEW



690|100

690|200

NEW



V9|10



TILTING SPINDLE MOULDERS

245|10



245|20



245|100

245|200



245|300



PLANERS AND THICKNESSERS

334|20, 335|20

336|20



436|100



546|100



DRILLING MACHINES

116|10



BANDSAWS

400 – 900



800 R–900 R



3V



SIITEC
SICHERHEITSTECHNIK

- Push stick
- Push handle
- Push block
- APA bandsaw guide
- Bandsaw table insert
- Rubber cork bandages

You can find safety technology products in our online shop:
www.hokubema.com

- Safety rulers and moulding board in set
- Magnetic planer knife quick setters
- and much more ...

SERVICE CONCEPT

QUALITY IN EVERY RESPECT

Deeply rooted in our company philosophy is the honest attitude towards customers and business partners, which at the same time forms the basis for a trusting cooperation. In the production of our machines, we always strive to keep the consumption of resources and energy as low as possible and thus make a meaningful contribution to environmental protection. In addition, we are constantly developing our wood processing machines to keep efficiency high and energy consumption low.

In order to guarantee the longevity of a PANHANS machine as well as customer satisfaction, we offer comprehensive service and a wide range of additional services before the purchase and after the investment. Among other things, our service philosophy includes detailed advice and, if required, a machine demonstration in our showroom. In the

showroom, you receive professional instruction, an explanation of the functions and can test all products extensively.

After the purchase, our versatile online shop and our extensive website provide a free service. Tools, accessories and consumables can be ordered easily in the online shop and our website serves as an information platform. Which maintenance and servicing work is required for which machines?

The table on www.panhans.de gives you an overview and helps to optimise the performance of your PANHANS machines.

PANHANS woodworking machines are sustainably designed and solidly built in Germany.



CUSTOMER SATISFACTION

High-quality machines combined with extensive service for long-lasting reliability.



ENVIRONMENTAL AWARENESS

Innovative machine development for high efficiency despite low energy consumption.



ADVICE

Qualified and dedicated advice from expert staff from purchase to beyond the scope.



SERVICES

Extensive and versatile range of services tailored to the needs of the customer.



HOKUBEMA

Maschinenbau GmbH





Scan QR code and go directly to the
planers and thicknessers



PANHANS

QUALITÄT SEIT 1918

PANHANS IS A BRAND OF
HOKUBE|MA Maschinenbau GmbH

📍 Graf-Stauffenberg-Kaserne Sigmaringen
Binger Straße 28 | [Halle 120](#)
72488 Sigmaringen | Germany

☎ Phone: +49 (0)7571 755-0
Fax: +49 (0)7571 755-222

✉ info@hokubema-panhans.de

💻 www.panhans.de

🛒 www.hokubema.com



MADE IN GERMANY

HOKUBE|MA

PANHANS
QUALITÄT SEIT 1918

SIITEC
SICHERHEITSTECHNIK

