

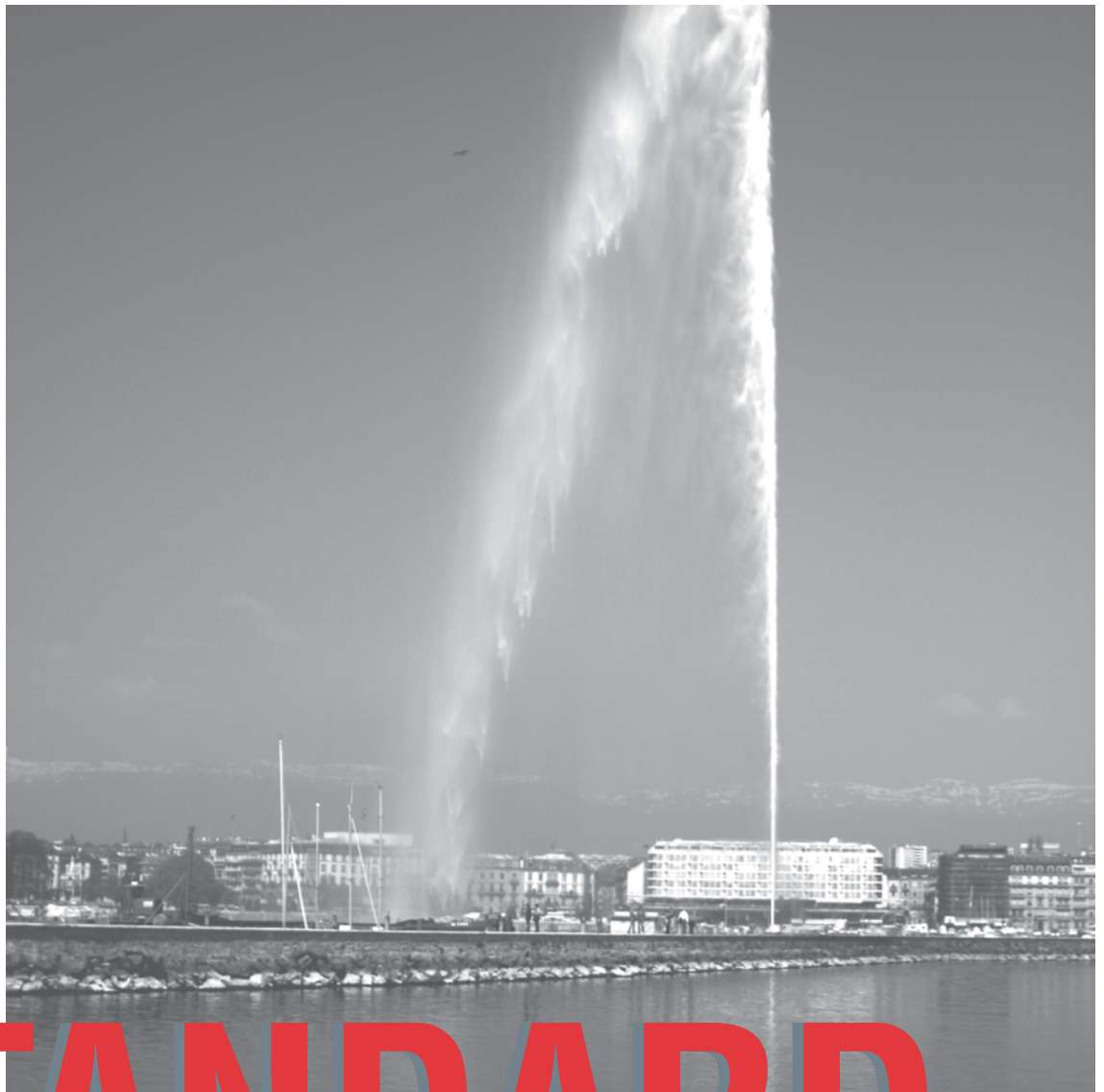
CONTROL

EVOLUTION

STANDARD

COMPACT

STRIEBIG



STANDARD

The Universal Class
for Vertical Panel Saws

Experience, Skill, Precision



Funktionelle Ergonomie: Balken und Steuerkasten der STANDARD.
Die doppelte Verriegelung des Sägebalkens sorgt für die absolute Winkelgenauigkeit.

Tried-and-tested over decades, it can almost be considered the VW Beetle of the vertical panel saw sector: the Striebig STANDARD.

It just keeps on going and going, in countless companies. Day after day, metre after metre, it saws a wide variety of panel materials: utmost precision and precise, accurate cuts with perfect edges every time.

The Striebig STANDARD has been setting the standard in the universal class for vertical saws for many years. Its flexibility and universal expansion options make it the ideal panel saw for companies of all sizes.



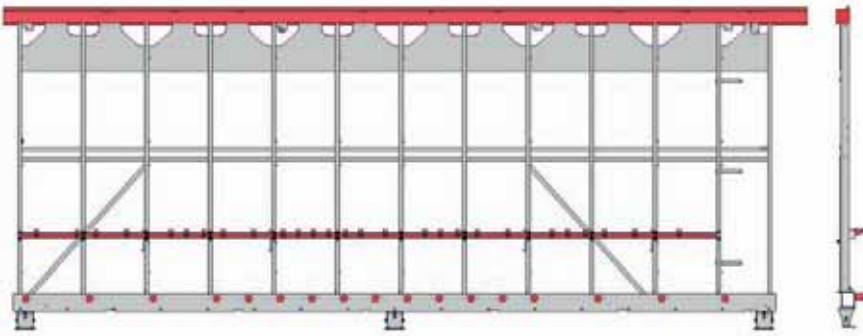
A neat and tidy engineering solution: the cable chain for the STANDARD.

It separates hose guide from power cable and will also accommodate larger quantities of cable quite easily. There is very little stress on the guided parts, the hose and the cable. After all, every little detail of the STANDARD is designed to be particularly durable.



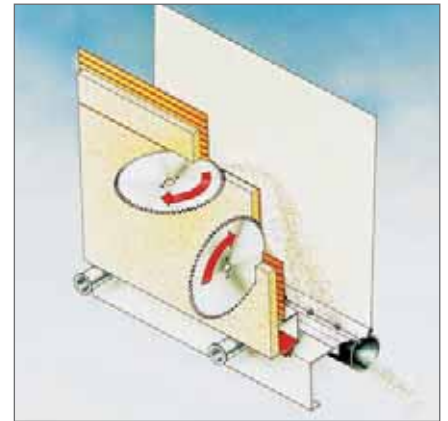
STANDARD

Our cover picture: majestic and imposing, like Geneva itself—the fountain in the Rade. Water is propelled to a height of 140 metres in split seconds at a speed of 200 kilometres an hour. When darkness falls in the capital of international trade, the fountain is lit up to create a dazzling spectacle.



■ **Durability and stability for decades of sizing cuts**

Self-supporting, welded and heavily braced – these have always been features of the STANDARD saw frame. This frame, the heart of every Striebig panel saw, has been continually improved over the years. Absolute parallelism between the upper guide rail, the central support and roller support will ensure precise cutting over many, many years. Striebig provides you with a security of investment that is rarely found today.



■ **Clean air in abundance**

The integral TRK extraction system enables us to achieve dust limit values considerably below $1\text{mg}/\text{m}^3$. We are therefore more than 50% below the applicable TRK recommended values. But because we are aware of the high susceptibility to dust in many companies – particularly, for example, in the DIY sector – we supply the STANDARD in two different TRK-versions.



Striebig STANDARD TRK1
(Fig. shows optional features)

STANDARD – The Universal Class for all Applications

It's all in the name: STANDARD – the universal class for vertical panel saws. Universal in its suitability for a wide variety of panel materials. Chipboard, perspex, composite, plastic, OSB or MDF panels can all be cut with precision using the STANDARD.

Universal in its standard equipment. The built-in strip cutting gauge makes repeat cuts easier while the fixed dimension setting ensures reliable operation for recurring dimensions.

Universal in its design. We supply the STANDARD in two different versions: the TRK1 with a laminar support wall made of birch plywood and the TRK2 with automatically yielding aluminium support frame with plastic supports.




The standard strip cutting gauge with edge-protecting roller support makes repeat cuts easier.

Striebig STANDARD TRK2 (Fig. shows optional features)



STANDARD



Universal Versatility – Choose Your Own Accessories



■ Central support from fibre-reinforced plastics

'High-end' frames from fibre-reinforced plastics offer special protection for particularly sensitive edge materials and for postforming edges.

■ WSG – cutting mitres with precision

The angle cutting unit WSG can be used on the left and right next to any vertical cutting point. It is quick and easy to fit. Using the integrated measurement scale, the edge length of the workpiece can be adjusted incrementally. Cutting using the WSG is particularly efficient, because it maintains the set dimension accurately in all angle positions. Applications: panels up to 42 mm thick, exact angles and mitres of 0° - 46°.



■ Precision down to 1/10 mm

The digital measuring system DMS has an adjustable display accuracy of 1.0/0.5 and 0.1 mm. It makes operation quick and very convenient, saving a great deal of time. The system can be used for roller support and central support as well as for strip cuts.



■ Not afraid of the little things

The standard aluminium small workpiece support securely holds the workpieces to prevent them from flapping. The small workpiece support is also available as an option in wood. This allows smaller workpieces to be cut with no trouble at the ideal working height.



STANDARD



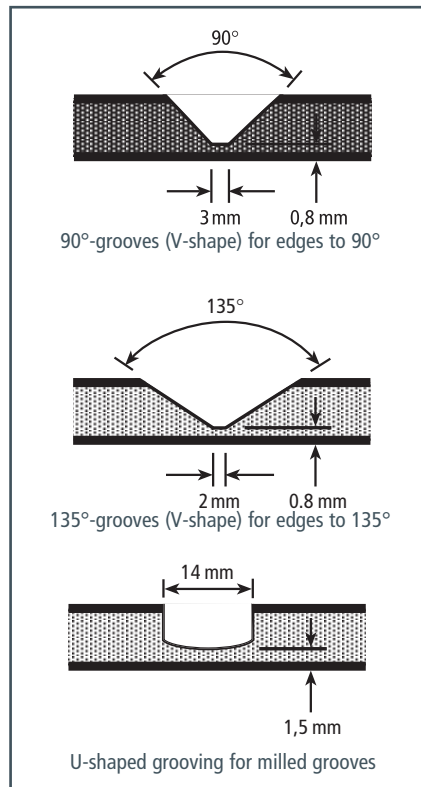
■ Grooving and routing – expand your range of services

With many orders, grooving and milling work is absolutely essential. On the STANDARD, jobs like these can be carried out without difficulty. You can process both wood materials and composite panels. Our various accessory packages – grooving accessory for composite panels, depth stop for the adjustable grooving tool, profile cutter with reversible carbide tip and adjustable grooving tool with reversible carbide tip – make it very straightforward to put together your own individual set of accessories for these operations.



■ Reversible carbide tipped profile cutters

Using special reversible carbide tipped profile cutters. V- and U-shaped grooves are routed on the rear of the composite panels. The shape of the groove defines the bending radius.




■ The range of STANDARD accessories

- Digital measuring system DMS
- Angle cutting unit WSG
- Small workpiece support, wood
- Central support: 'high-end' frame made from synthetic materials
- Grooving accessory for composite panels
- Depth stop for the adjustable grooving tool
- Profile cutter with reversible carbide tips: U-shape/135°/90°
- Reversible carbide tips for adjustable grooving tools
- Two-speed motor
- Operating time counter
- Special voltage
- Tropical insulation
- Pneumatically braked support rollers



CONTROL



EVOLUTION



STANDARD



COMPACT

Convincing: Dimensions and data of the STANDARD

The saw frame

- Rigid, self-supporting, heavily braced, welded saw frame with toughened guides
- Absolute parallelism of guide rail, central support and roller support
- TRK2 Automatically yielding aluminium support frame with plastic supports
- TRK1 Laminar support wall made of birch plywood
- Integral extraction system TRK, dust limit value considerably below 1mg/m³
- Aluminium small workpiece support (1 pair) can be used individually
- 17 roller supports with 3 brake pedals
- 5.15m long, split central support at ideal working height with adjustable aluminium frames

Saw beam

- Stable, durable saw beam design
- Perfect angular accuracy due to twin interlocking of the saw beam
- Built-in strip cutting gauge for repeat cuts
- Fixed dimension setting for recurring dimensions

Motor carriage, saw unit

- Robust bearing of the motor carriage ensures high cutting precision
- Compact vibration-free saw unit
- Simple operation thanks to fully balanced unit
- Powerful, high-torque 5.5 kW motor (7.5 hp)
- Tungsten-carbide circular saw blade 300/30mm

Advice · Sales · Service

STANDARD							
Type	Dimensions in mm				Cutting range in mm		
	L	H	W1*	W2*	L	Hvert	Hhor
6224	6620	2893	1695	1331	5300	2240	2100
6216	6620	2809	1661	1325	5300	2160	2016
6168	6620	2333	1453	1285	5300	1680	1540
5224	5620	2893	1695	1331	4300	2240	2100
5216	5620	2809	1661	1325	4300	2160	2016
5168	5620	2333	1453	1285	4300	1680	1540
4224	4620	2893	1695	1331	3300	2240	2100
4216	4620	2809	1661	1325	3300	2160	2016
4168	4620	2333	1453	1285	3300	1680	1540
STANDARD TRK1/TRK2							
Weight of the saw TRK1	920 kg		Saw blade bore		30mm*1		
Weight of the saw TRK2	850 kg		Saw blade speed		4750 rpm		
Cutting depth	80mm		2 extraction connection Ø		100mm		
Saw motor rating	5,5 kW		Wattage		7,5kW		
Saw blade diameter	300mm		Mains connection		3 x 400V/50Hz		
Special voltages and special frequencies on request							
W1* - for freestanding assembly · W2* - for wall assembly				*1 with 2 side holes Ø 9mm, radius 30mm			

- SUPERSILENT system for insulating motor noise

Control

- Star-delta control system

Design, ergonomics

- Functional, ergonomic design

(All details refer to the STANDARD type 6224)

*TRK is the abbreviation for "Technische Richt-Konzentration" (Technical target concentration). These values have been applicable since July 1988 and specify the maximum permissible wood dust concentration at the workplace. The TRK-value is 2 mg/m³ total dust based on a working average (shift) of 8 hours.

Connection to an external dust extraction is required. The system used must have an extraction performance of 20 m/sec. in order to meet the TRK specifications.

Striebig AG
Grossmatte 26
CH-6014 Lucerne
Tel. 0041(0)41 259 53 53
Fax 0041(0)41 250 53 50
www.striebig.com
info@striebig.ch

